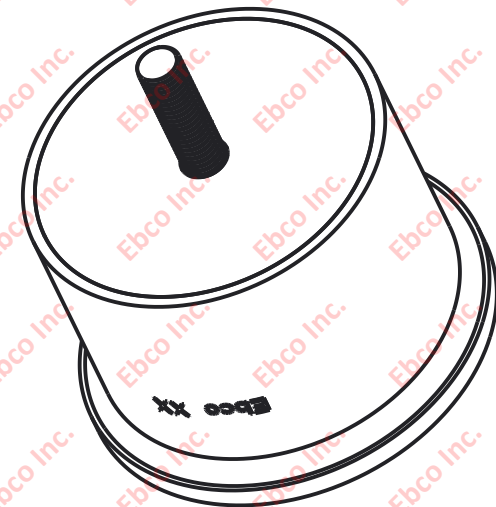
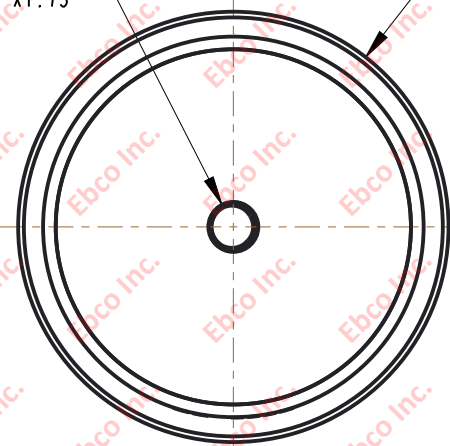


6600

DWG. NO.

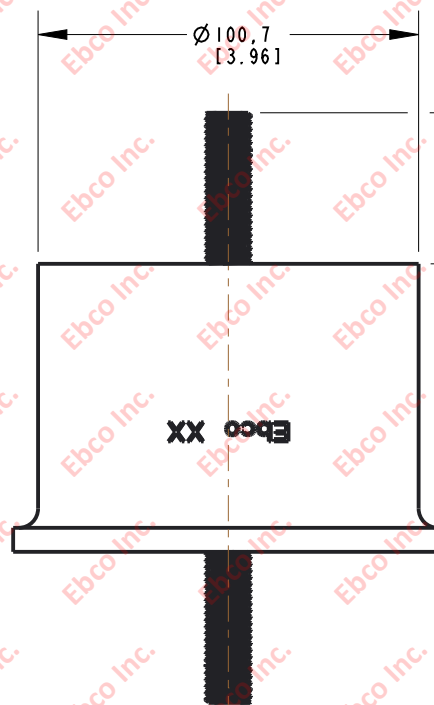
2X M12 X1.75

Ø 113,9
[4.481]



Ø 100,7
[3.961]

2X 40
[1.571]



76,2
[3.001]

6,4
[.251]

SPECIFICATIONS

PART NUMBER	MAX RECOMMENDED RADIAL LOAD	RADIAL STIFFNESS
	LBS	LBS/IN
6800-77	620	1240
6600-78	820	1640



TITLE:	6600
THE INFORMATION CONTAINED IN THIS DRAWING IS THE SOLE PROPERTY OF EBCO ANY REPRODUCTION IN PART OR AS A WHOLE WITHOUT THE WRITTEN PERMISSION OF EBCO IS PROHIBITED.	
TOLERANCES PER RMA STANDARD	REV. B
A3	DATE: 06-11-21
UNITS: mm [INCH]	
1330 HOLMES RD. ELGIN, IL 60123	

SPECIFICATIONS SUBJECT TO CHANGE